BOLSA DE VALORES DE GUAYAQUIL
INDICES ACCIONARIOS
8 de Septiembre del 2020

CIERRE DE LOS INDICES DEL DIA DE HOY

INDICE	VALOR	Var % Diaria	Var % Anual
BVG INDEX	198,0938	-0,20%	-1,06%
IPECU -BVG	271,9995	-0,22%	-3,81%
IRECU -BVG	658,3014	-0,22%	-2,22%



EVOLUCION DIARIA

DIA	BVG INDEX			IPECU -BVG			IRECU -BVG		
	Julio	Agosto	Septiembre	Julio	Agosto	Septiembre	Julio	Agosto	Septiembre
1	202,8994		199,3911	281,9589		274,0077	680,3122		663,3202
2	202,8994		199,3911	279,2124		273,0797	675,8198		660,9758
3	202,8994	200,1087	199,3911	279,2124	280,6020	273,0797	675,8198		660,9758
4		200,4894	199,3911		275,2199	273,0797		666,1561	660,9758
5		200,1087			275,6585			667,8536	
6	202,8994	200,1087		279,2124	275,2199		675,8198	666,1561	
7	202,8994	199,7391	198,6299	279,6311	275,2199	272,5898	677,3173	666,1561	659,7663
8	202,1803		198,0816	279,9016		271,9995	677,4629		658,3014
9	202,3706			280,2130			678,2417		
10	202,3706			280,0315			677,8048		
11		201,7199			276,3456			668,6388	
12		201,7368			276,8782			670,1700	
13	202,3706	200,5849		278,7651	276,5689		674,8069	669,4213	
14	202,2664	200,5849		278,4695	276,2595		674,0318	668,6735	
15	202,2664			280,5424			680,3003		
16	202,2664			283,5563			686,3341		
17	202,2663	200,5849		283,8726	275,9503		687,0987	667,9238	
18		199,9544			274,4267			661,8158	
19		199,5738			273,1173			661,8670	
20	202,2664	199,7641		281,3910	273,1173		681,0930	661,8670	
21	196,7635	199,7641		277,8626	273,1173		672,3527	661,8670	
22	196,7635			276,6252			669,5578		
23	196,7635			276,6252			669,5578		
24	196,7635	199,5738		277,8626	272,8080		672,3527	660,3163	
25		199,5317			272,7564			660,1427	
26		199,7220			272,4261			659,3939	
27	196,7635	199,5317		277,7660	272,7564		672,3770	660,1427	
28	196,4039	199,5814		277,3522	274,0077		671,8040	663,2220	
29	200,3610			281,6752			681,7609		
30	198,3475			280,6020			679,1834		
31	200,1087	199,3911		280,6020	274,0077		679,1834	663,2220	

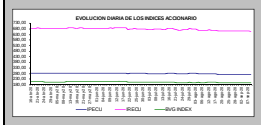

EVOLUCION MENSUAL

Indice	BVG-Index			IPECU -BVG			IRECU -BVG		
Años	2018	2019	2020	2018	2019	2020	2018	2019	2020
Enero	195,8170	212,5843	199,9968	255,5058	280,3838	281,9038	585,8174	672,9546	676,3954
Febrero	193,7680	213,6337	198,6192	256,5231	289,7124	285,4729	587,1719	674,3341	701,1775
Marzo	193,9915	207,9510	206,7139	257,8579	288,3824	286,3100	586,7739	664,3545	697,8209
Abril	198,8825	206,6158	206,7139	261,2027	286,8209	286,3100	595,5959	667,7494	697,8209
Mayo	202,3065	209,5738	206,3844	271,0327	290,0059	283,0964	626,0959	667,7494	687,2271
Junio	202,7218	207,5564	202,8573	272,8825	286,9997	281,0861	632,3959	666,5274	680,3550
Julio	202,7563	202,2973	200,1087	275,0754	279,2410	280,6020	627,0493	664,6438	679,1834
Agosto	204,9598	199,8954	199,3911	280,3618	280,5200	274,0077	649,4972	674,9384	663,2220
Septiembre	211,5832	205,4656		289,3145	277,8146		670,2442	667,9465	
Octubre	204,8950	199,8748		293,7359	279,0271		657,5482	671,3694	
Noviembre	210,5346	199,1665		288,3369	284,1906		661,0388	663,7691	
Diciembre	206,2524	201,7635		288,1062	283,9669		667,6764	663,2202	

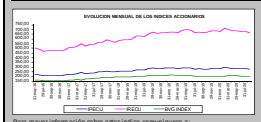

Para mayor información sobre estos indice comuniquese a:
E-mail : fanellano@bvg.fim.ec
Páguina Web: http://www.mundobvg.com