BOLSA DE VALORES DE GUAYAQUIL
INDICES ACCIONARIOS
28 de Agosto del 2020

CIERRE DE LOS INDICES DEL DIA DE HOY

INDICE	VALOR	Var.% Diaria	Var.% Anual
BVG INDEX	199,5814	0,02%	-0,15%
IPECU-BVG	274,0077	0,47%	-1,53%
IRECU-BVG	663,2220	0,47%	-0,94%



EVOLUCION DIARIA

DIA	BVG INDEX			IPECU-BVG			IRECU-BVG		
	Junio	Julio	Agosto	Junio	Julio	Agosto	Junio	Julio	Agosto
1	206,3844	202,8994		283,6256	281,0684		686,5018	680,3122	
2	206,3844	202,8994		282,8428	279,2124		684,6069	675,8198	
3	206,3844	202,8994	200,1087	283,7708	279,2124	280,6020	686,8531	675,8198	679,1834
4	206,3844		200,4894	283,7708		275,2199	686,8531		666,1561
5	206,3844		200,1087	283,7708		275,8385	686,8531		667,6536
6		202,8994	200,1087		279,2124	275,2199		675,8198	666,1561
7		202,8994	199,7281		279,8311	275,2199		677,3173	666,1561
8	206,5747	202,1803		283,7708	279,9036		686,8531	677,4929	
9	206,3745	202,3706		284,3894	280,2130		688,3506	678,2417	
10	206,7551	202,3706		283,7568	280,0325		686,8193	677,8048	
11	206,9454		201,7169	284,0661		276,2456	687,5681		668,6388
12	206,9454		201,7368	284,0661		276,8782	687,5681		670,1700
13		202,3706	200,5949		278,7951	276,5689		674,8099	669,4213
14		202,2864	200,5949		278,4695	276,2595		674,0218	668,6726
15	207,3260	202,2864		284,6848	283,5424		689,0655	686,3003	
16	207,1357	202,2864		284,3755	283,5563		688,3168	686,3341	
17	207,1779	202,2963	200,5949	284,3029	283,8726	275,9502	688,1412	687,0997	667,9238
18	207,1779		199,9544	284,3029		273,4267	688,1412		661,8158
19	201,7155		199,5738	279,2301		273,1173	675,8626		661,0670
20		202,2864	199,7641		281,3910	273,1173		681,0930	661,0670
21		196,7835	199,7641		277,8626	273,1173		672,5527	661,0670
22	201,7155	196,7835		280,7767	276,6252		679,6063	669,5578	
23	203,0476	196,7835		280,7767	276,6252		679,6063	669,5578	
24	202,6670	196,7835	199,5738	282,3234	277,8626	272,8080	683,3439	672,5527	660,3183
25	202,6670		199,5317	280,7767		272,7354	679,6063		660,1427
26	202,8573		199,7220	281,0861		272,4261	680,3550		659,3939
27		196,7835	199,5317		277,7900	272,7354		672,3770	660,1427
28		196,4029	199,5814		277,5532	274,0077		671,8040	663,2220
29	202,8573	200,3833		281,0861	281,6752		680,3550	681,7809	
30	202,8573	199,3475		281,0861	280,6020		680,3550	679,1834	
31		200,1087			280,6020			679,1834	

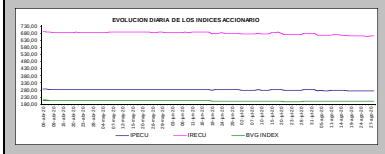

EVOLUCION MENSUAL

Indice	BVG-Index			IPECU-BVG			IRECU-BVG		
Años	2018	2019	2020	2018	2019	2020	2018	2019	2020
Enero	195,5170	211,5843	199,8968	255,5208	290,1535	281,3158	588,8174	672,5545	678,2054
Febrero	193,7660	213,4337	198,8192	256,5215	289,7124	295,4729	587,1718	674,3341	715,1775
Marzo	193,9921	207,9510	208,7139	257,6578	286,2824	288,3020	589,7728	666,3505	697,8209
Abril	194,1455	209,4676	206,0038	257,0645	288,8125	283,5120	595,7382	694,8891	686,2269
Mayo	202,3690	209,5738	206,3844	271,0227	290,0009	283,8964	628,0859	697,7484	687,1571
Junio	202,7218	207,5564	202,8573	272,8825	286,9997	281,0861	632,3959	690,5274	680,3550
Julio	203,7663	202,2973	200,1087	270,5754	276,2419	280,6020	627,0493	664,6438	679,1834
Agosto	204,9599	199,8854		280,2618	280,5206		649,4672	674,9384	
Septiembre	211,0832	200,4656		289,2145	277,6146		670,2442	667,9465	
Octubre	204,8950	199,8748		283,7358	279,0371		657,5482	671,3691	
Noviembre	210,0346	199,1866		288,1569	284,1908		663,1588	683,7691	
Diciembre	209,2524	201,7836		288,1062	283,9669		667,6764	683,2302	

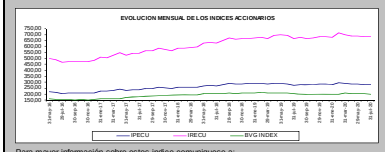

Para mayor información sobre estos indice comuniquese a:
E-mail : farellano@bvg.fin.ec
Páguina Web: http:\\www.mundobvg.com